

3.5 M
inhabitants

about
300,000
companies in
Economic Chambers

34
administrative
districts



Nuremberg Metropolitan Region

53

research institutes

source: www.metropolregionnuernberg.de



15%


increase of R&D personnel
between 2007 and 2011

source: Prognos AG

13.3%

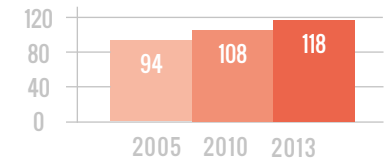
proportion of employees
in the high-tech sector;
(German average = 9.9 %)

source: Wissensbilanz 2016, WiF



GDP IN BILLION €

source: Statistisches Bundesamt



20



universities and colleges
of higher education

source: www.metropolregionnuernberg.de

among the top

15

of the largest exhibitions companies
in the world: NürnbergMesse

source: www.auma.de



5

international airports within
200 km from Nuremberg
(Nuremberg, Munich, Stuttgart,
Erfurt, Frankfurt/Main)

96%

value the quality of life in the
Nuremberg Metropolitan Region as high

source: www.metropolregionnuernberg.de



patent-innovation-index

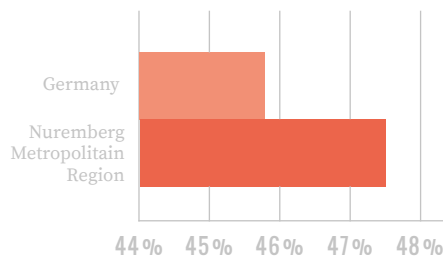
2.0

twice as high as the
German average

source: IHK-Report Patente in Bayern 2014

EXPORT QUOTA IN %

source: Prognos AG



67%

employees with
professional training

source: Wissensbilanz 2016, WiF

GROWTH

- **Growth champions:** The Nuremberg Metropolitan Region grew faster than Germany and Bavaria. The increase in GDP is 25 % from 2005 to 2012

source: Prognos AG

- **Positive population development:** a migration balance of +50,212 (2012 – 2014) demonstrates the attractiveness

source: Stat. Ämter des Bundes und der Länder

EMPLOYMENT

- **Healthy labour market:** 1.9 million people in employment (2014); very low unemployment rate of 3.8 % in July 2016 (German average: 6 %)

source: Stat. Ämter des Bundes und der Länder, Bundesagentur für Arbeit

- **High-income region:** the personal income is about 10 % higher than the German average

source: Prognos AG

QUALITY OF LIFE

- **Urbanization with much green:** about 8,408 km² of forests and recreation areas (38.6 % of the total area; German average: 31.5 %)

source: Wissensbilanz 2016, WiF

- **Feel safe:** Among the 11 metropolitan regions in Germany, we have the least criminal acts per person

source: Wissensbilanz 2016, WiF

IMPRINT

Publisher:
Nuremberg Chamber
of Commerce and Industry
www.ihk-nuernberg.de

Realisation:
www.klok-agentur.de

Contact:
Dr. Maike Müller-Klier
Jana Regenfuß
Isabell Jörg

September 2016

metropol
region
nürnberg 

SEE IT. FEEL IT. STAY.